

PLASSCORE®

1/4" Panel Joiners



J101
Snap Joiner, Male



J102
Snap Joiner, Female



J103
1/4" Shallow C-Channel



J104
1/4" Deep C-Channel



J105
1/4" Chamfered Outside Corner



J106
1/4" Square Corner



J107
1/4" Division Bar



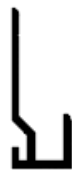
J108
1/4" F-Section



J109
1/4" Liner, Outside Corner



J110
1/4" Liner, Inside Corner



J111
1/4" Liner, J-Section


Ordering Information

J100 - Z - 96.00

Length
Inches, 144.00 Maximum

Finish
Z = Clear Anodized
F = Powder coat

Profile Number



PLASSCORE®

3/8" Panel Joiners



J200
3/8" Chamfered Outside Corner



J201
3/8" F-Section



J202
3/8" Shallow C-Channel



J203
3/8" Division Bar


Ordering Information

J100 - Z - 96.00

Length
Inches, 144.00 Maximum

Finish
Z = Clear Anodized
F = Powder coat

Profile Number



PLASSCORE®

1/2" Panel Joiners



J300
1/2" Tapered C-Channel



J301
1/2" F-Section



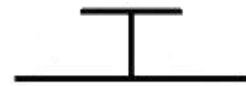
J302
1/2" H-Section



J303
1/2" Shallow C-Channel



J304
1/2" Deep C-Channel



J305
1/2" Division Bar



J306
1/2" Square Corner



J100
Snap Joiner, Male



J102
Snap Joiner, Female


Ordering Information

J100 - Z - 96.00

Length
Inches, 144.00 Maximum


Finish
Z = Clear Anodized
F = Powder coat

Profile Number

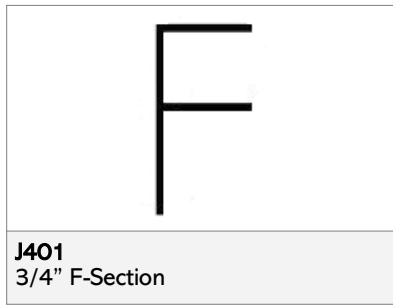


PLASSCORE®

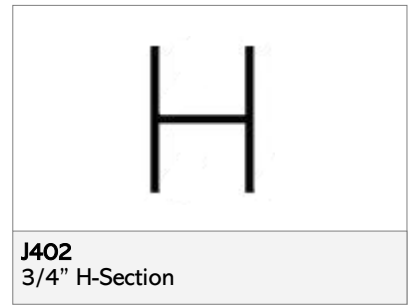
3/4" Panel Joiners



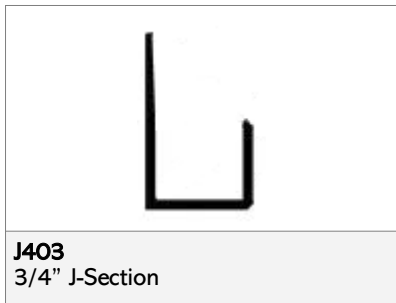
J400
3/4" Chamfered Corner



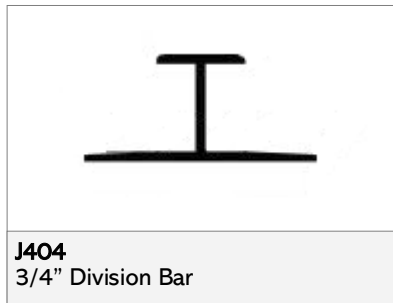
J401
3/4" F-Section



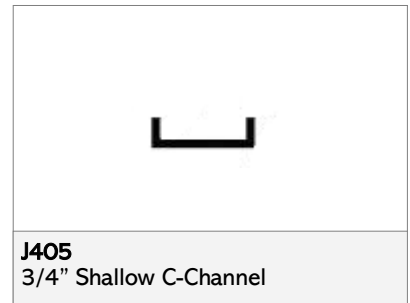
J402
3/4" H-Section



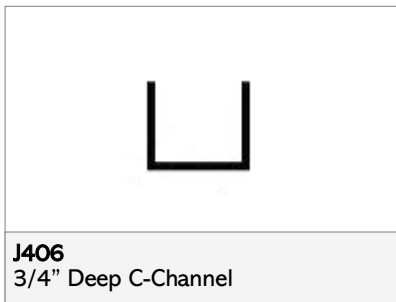
J403
3/4" J-Section



J404
3/4" Division Bar



J405
3/4" Shallow C-Channel



J406
3/4" Deep C-Channel

Ordering Information

J100 - Z - 96.00

Length
Inches, 144.00 Maximum

Finish
Z = Clear Anodized
F = Powder coat

Profile Number